





ECOSPRAY SOIL SAMPLING FOR NEMATODES

GUIDELINES

For Managed Amenity Turf

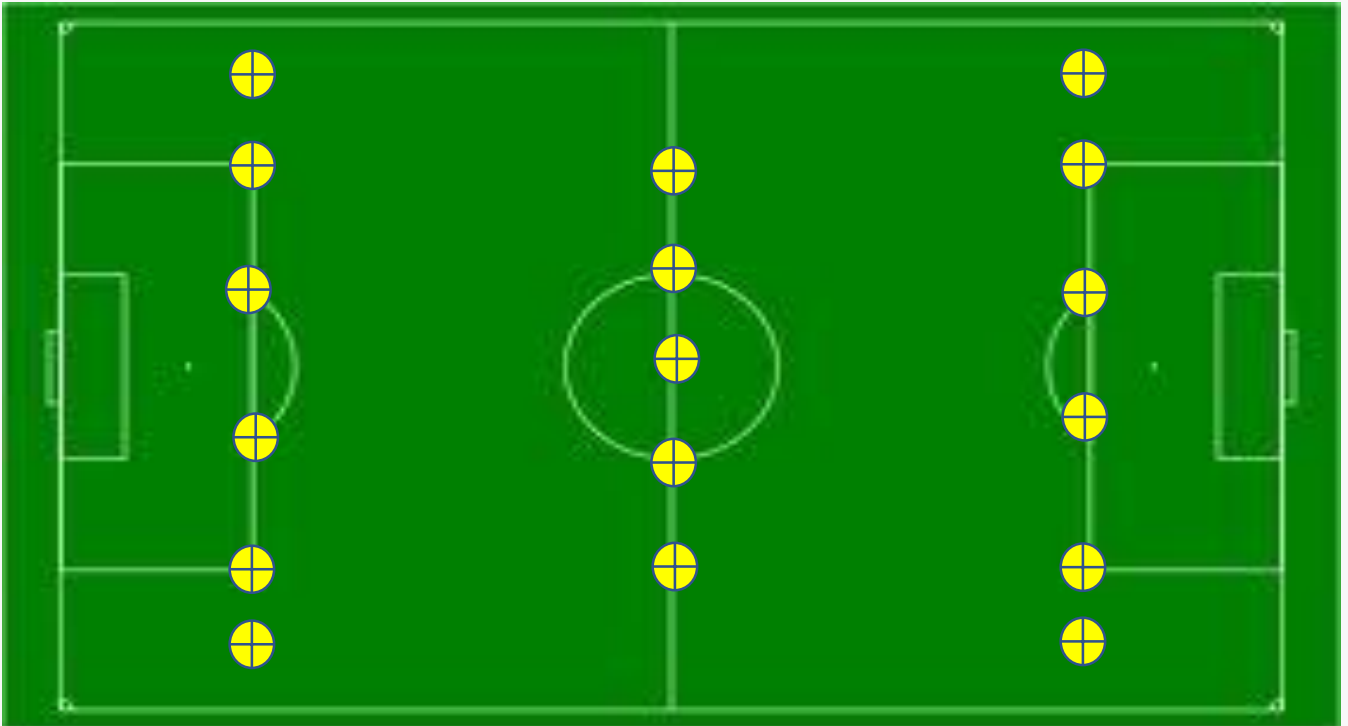


If you see symptoms like this.....



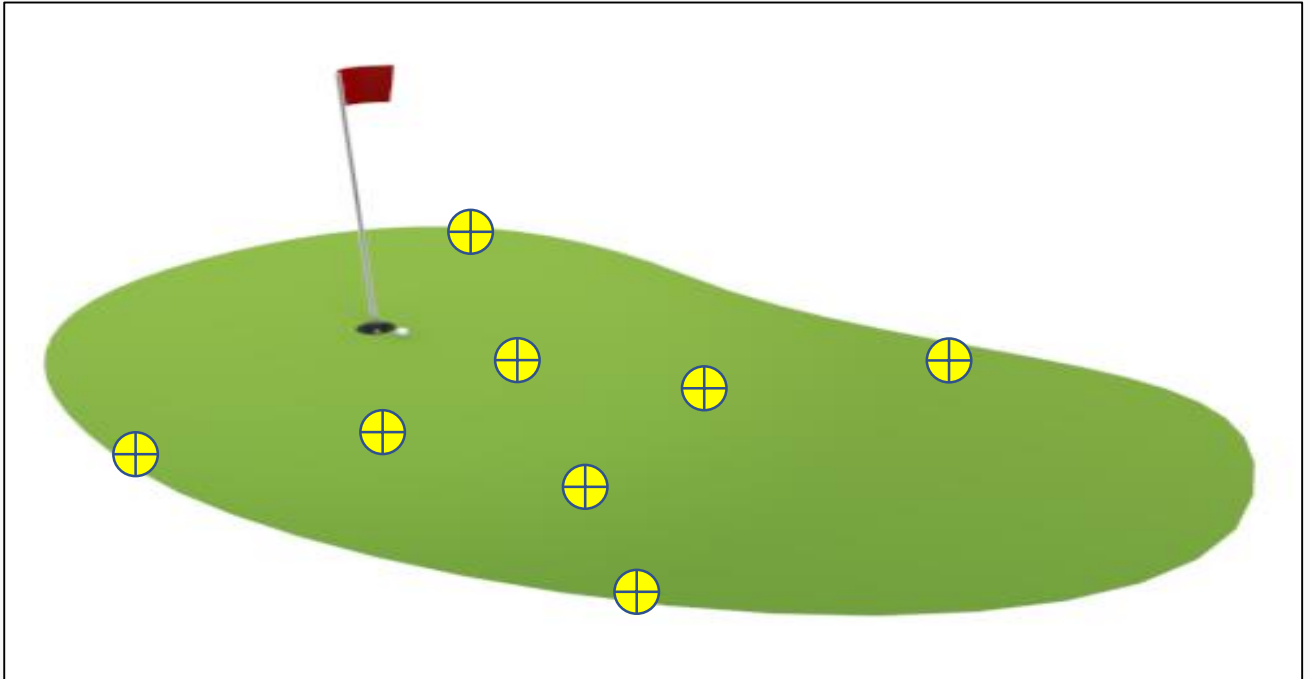
...Test for Nematodes! Soil Sampling Areas

Football




- ✓ Always sample from as near to the same spot as previous samples – this assists with soil analysis accuracy.
- ✓ Always take a pinch of roots from each sampling spot, in order to allow for analysis of the actual root systems – Root Knot Nematodes live inside the roots (Endo Parasites), so a pinch of roots will allow for analysis of possible forthcoming hatches.
- ✓ Use narrow width corer (1cm diameter) for sampling football grounds to avoid damage to any artificial turf.
- ✓ Use one sample bag per line of sample points, so a total of 3 bags to send in for analysis.
- ✓ Sample at circa 4 inches deep per sampling spot.
- ✓ Samples should be taken at approx. 6 week intervals.

Soil Sampling Areas – Golf



- ✓ Always sample from as near to the same spot as previous samples – this assists with soil analysis accuracy.
- ✓ Take an x line from each sprinkler point to get 8 samples. Label bags clearly.
- ✓ Sample 4 inches deep. Place all samples from same Green into the same Bag.
- ✓ Use a wider corer than for football pitches (2cm diameter).
- ✓ Take samples at high risk times of the year (build up to spring and autumn) or if visible signs appear.



Always send any samples within 24 hours of extraction, for next day delivery.

Send samples to;
(For Ecospray)
Dr C Fleming,
AFBI,
Newforge Lane,
Belfast
BT9 5PX